

# PERFORMANCE AUDIT

---

## Bensalem Township School District Bucks County, Pennsylvania

---

December 2015



Commonwealth of Pennsylvania  
Department of the Auditor General

Eugene A. DePasquale • Auditor General



Commonwealth of Pennsylvania  
Department of the Auditor General  
Harrisburg, PA 17120-0018  
Facebook: Pennsylvania Auditor General  
Twitter: @PAAuditorGen  
www.PaAuditor.gov

EUGENE A. DePASQUALE  
AUDITOR GENERAL

Dr. Samuel Lee, Superintendent  
Bensalem Township School District  
3000 Donallen Drive  
Bensalem, Pennsylvania 19020

Ms. Kim Rivera, Board President  
Bensalem Township School District  
3000 Donallen Drive  
Bensalem, Pennsylvania 19020

Dear Dr. Lee and Ms. Rivera:

We have conducted a performance audit of the Bensalem Township School District (District) for the period September 11, 2012 through July 10, 2015. We evaluated the District's performance in the following areas:

- Governance
- Contract Buy-out
- Data Integrity
- School Safety
- Bus Driver Requirements

The audit was conducted pursuant to Section 403 of The Fiscal Code, 72 P.S. § 403, and in accordance with the Government Auditing Standards issued by the Comptroller General of the United States. Those standards require that we plan and perform the audit to obtain sufficient, appropriate evidence to provide a reasonable basis for our findings and conclusions based on our audit objectives. We believe that the evidence obtained provides a reasonable basis for our findings and conclusions based on our audit objectives.

Our audit found that the District performed adequately in the areas listed above.

We appreciate the District's cooperation during the course of the audit.

Sincerely,

A handwritten signature in cursive script, reading "Eugene A. DePasquale".

Eugene A. DePasquale  
Auditor General

December 10, 2015

cc: **BENSALEM TOWNSHIP SCHOOL DISTRICT** Board of School Directors

## Table of Contents

---

---

	Page
Background Information .....	1
Findings and Observations .....	4
Status of Prior Audit Findings and Observations .....	5
Appendix: Audit Scope, Objectives, and Methodology .....	6
Distribution List .....	9

## Background Information<sup>i</sup>

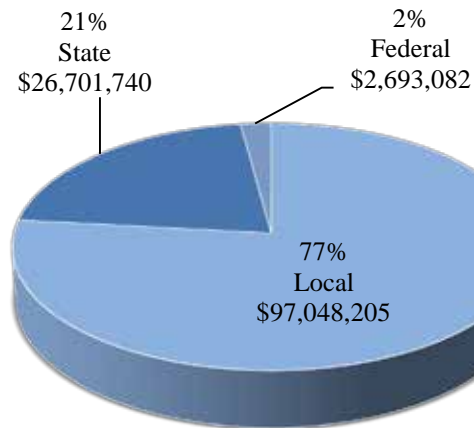
School Characteristics 2014-15 School Year <sup>ii</sup>	
County	Bucks
Total Square Miles	21
Resident Population <sup>iii</sup>	60,490
Number of School Buildings	9
Total Teachers	472
Total Full or Part-Time Support Staff	380
Total Administrators	60
Total Enrollment for Most Recent School Year	6,359
Intermediate Unit Number	22
District Vo-Tech School	Bucks County Technical High School

### Mission Statement

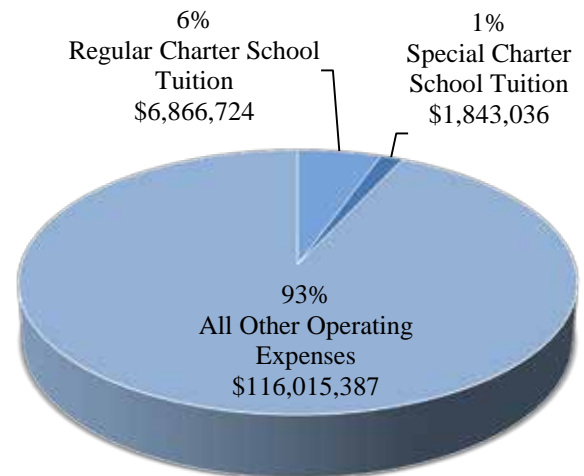
“Striving to be the premier educational institution in Bucks County, we will provide a first class education for the whole child that challenges and supports each student to discover a passion for learning while designing and achieving a personal vision of success.”

## Financial Information

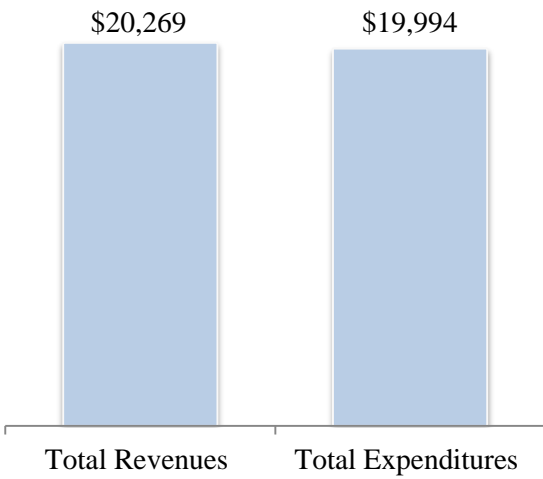
### Revenue by Source for 2013-14 School Year



### Select Expenditures for 2013-14 School Year

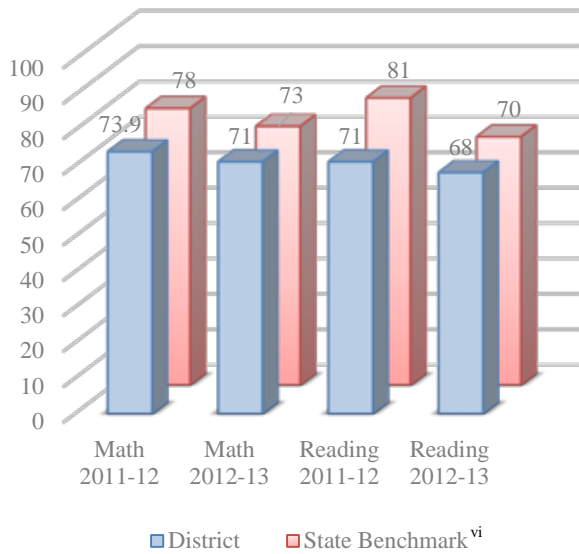


**Dollars Per Student  
2013-14 School Year**




**Academic Information**

**Percentage of District Students Who Scored "Proficient" or "Advanced" on 2011-12 and 2012-13 PSSA<sup>iv v</sup>**



**District's 2012-13 SPP Score<sup>vii</sup>**

A	B	C	D	F
90-100	80-89.9	70-79.9	60-69.9	<60
▲	▲	■	▼	▼



**Individual Building SPP and PSSA Scores<sup>viii</sup>  
2012-13 School Year**

<b>School Building</b>	<b>SPP Score</b>	<b>PSSA % School Proficient and Advanced in Math</b>	<b>PSSA % Statewide Benchmark of 73% Above or Below</b>	<b>PSSA % School Proficient and Advanced in Reading</b>	<b>PSSA % Statewide Benchmark of 70% Above or Below</b>	<b>Federal Title I Designation (Reward, Priority, Focus, No Designation)<sup>ix</sup></b>
Belmont Hills Elementary	75.2	74	1	63	7	No Designation
Benjamin Rush Elementary	67.3	62	11	53	17	No Designation
Bensalem Twp. High	74.8	62	11	74	4	N/A
Cecelia Snyder Middle	64.7	68	5	68	2	No Designation
Cornwells Elementary	87.2	80	7	76	6	No Designation
Robert Shafer Middle School	73.2	76	3	77	7	No Designation
Russell Strubble Middle School	88.8	80	7	72	2	N/A
Samuel Faust Elementary	70.8	62	11	53	17	No Designation
Valley Elementary	87.5	78	5	70	---	N/A

## **Findings and Observations**

---

**F**or the audited period, our audit of the District resulted in no findings or observations.

## **Status of Prior Audit Findings and Observations**

---

**O**ur prior audit of the District resulted in no findings or observations.



## **Appendix: Audit Scope, Objectives, and Methodology**

---

School performance audits allow the Pennsylvania Department of the Auditor General to determine whether state funds, including school subsidies, are being used according to the purposes and guidelines that govern the use of those funds. Additionally, our audits examine the appropriateness of certain administrative and operational practices at each local education agency (LEA). The results of these audits are shared with LEA management, the Governor, the Pennsylvania Department of Education (PDE), and other concerned entities.

Our audit, conducted under authority of Section 403 of The Fiscal Code,<sup>1</sup> is not a substitute for the local annual financial audit required by the Public School Code of 1949, as amended. We conducted our audit in accordance with *Government Auditing Standards* issued by the Comptroller General of the United States. Those standards require that we plan and perform the audit to obtain sufficient, appropriate evidence to provide a reasonable basis for our findings and conclusions based on our audit objectives. We believe that the evidence obtained provides a reasonable basis for our findings and conclusions based on our audit.

### **Scope**

Overall, our audit covered the period September 11, 2012 through July 10, 2015. In addition, the scope of each individual audit objective is detailed on the next page.

While all districts have the same school years, some have different fiscal years. Therefore, for the purposes of our audit work and to be consistent with PDE reporting guidelines, we use the term *school year* rather than fiscal year throughout this report. A school year covers the period July 1 to June 30.

The District's management is responsible for establishing and maintaining effective internal controls<sup>2</sup> to provide reasonable assurance that the District is in compliance with certain relevant state laws, regulations, contracts, grant requirements, and administrative procedures (relevant requirements). In conducting our audit, we obtained an understanding of the District's internal controls, including any information technology controls, that we consider to be significant within the context of our audit objectives. We assessed whether those controls were properly designed and implemented. Any deficiencies in internal controls that were identified during the conduct of our audit and determined to be significant within the context of our audit objectives are included in this report.

---

<sup>1</sup> 72 P.S. § 403

<sup>2</sup> Internal controls are processes designed by management to provide reasonable assurance of achieving objectives in areas such as: effectiveness and efficiency of operations; relevance and reliability of operational and financial information; and compliance with certain relevant state laws, regulations, contracts, grant requirements, and administrative procedures.

## Objectives/Methodology

In order to properly plan our audit and to guide us in selecting objectives, we reviewed pertinent laws and regulations, board meeting minutes, academic performance data, financial reports, annual budgets, and new or amended policies and procedures. We also determined if the District had key personnel or software vendor changes since the prior audit.

Performance audits draw conclusions based on an evaluation of sufficient, appropriate evidence. Evidence is measured against criteria, such as laws, regulations, third-party studies, and best business practices. Our audit focused on the District's efficiency and effectiveness in the following areas:

- Governance
- Contract Buy-out
- Data Integrity
- School Safety
- Bus Driver Requirements

As we conducted our audit procedures, we sought to determine answers to the following questions, which served as our audit objectives:

- ü Did the LEA's Board of School Directors (Board) and administration maintain best practices in overall organizational governance?
  - o To address this objective, we conducted in-depth interviews with the prior Superintendent and his or her staff, reviewed board meeting books, policies and procedures, and reports used to inform the Board about student performance, progress in meeting student achievement goals, budgeting and financial position, and school violence data to determine if the Board was provided sufficient information for making informed decisions.
- ü Did the District pursue a contract buy-out with an administrator and if so, what was the total cost of the buy-out, what were the reasons for the termination/settlement, and did the current employment contract(s) contain adequate termination provisions and were the termination provisions followed?
  - o To address this objective, we reviewed the contract, settlement agreement, board meeting minutes, board policies, and payroll records for the one administrator who separated from employment with the District during the period September 11, 2012 through June 30, 2015. We reviewed these one former administrator to determine the total cost of the buy-out, the reasons for the termination/settlement, whether the contract contained adequate termination provisions, and whether the termination provisions were followed.

- Ü Did the District either remove students who had more than ten consecutive days of unexcused absences from their membership data submitted to PDE or document that it was actively determining the status of the students?
  - To address this objective, we tested five high school students who had more than ten consecutive days of unexcused absences out of the 6,359 students enrolled, during the 2014-15 school year, to verify that students are in fact removed from rolls or that the District is actively pursuing to determine the student's status.
  
- Ü Did the District take appropriate actions to ensure it provided a safe school environment?
  - To address this objective, we reviewed a variety of documentation including, safety plans, training schedules, anti-bullying policies, and after action reports.
  
- Ü Did the District ensure that bus drivers transporting District students had the required driver's license, physical exam, training, background checks, and clearances as outline in applicable laws?<sup>3</sup> Also, did the District have adequate written policies and procedures governing the hiring of new bus drivers?
  - To address this objective, we selected 5 of the 64 bus drivers hired by the District during the time period September 11, 2012 through June 30, 2014, and reviewed documentation to ensure the District complied with bus driver's requirements. We also determined if the District had written policies and procedures governing the hiring of bus drivers and if those procedures were sufficient to ensure compliance with bus driver hiring requirements.

---

<sup>3</sup> 24 P.S. § 1-111, 23 Pa.C.S. § 6344(a.1), 24 P.S. § 2070.1a *et seq.*, 75 Pa.C.S. §§ 1508.1 and 1509, and 22 *Pa. Code Chapter 8.*

## **Distribution List**

---

This report was initially distributed to the Superintendent of the District, the Board of School Directors, and the following stakeholders:

**The Honorable Tom W. Wolf**

Governor  
Commonwealth of Pennsylvania  
Harrisburg, PA 17120

**The Honorable Pedro A. Rivera**

Secretary of Education  
1010 Harristown Building #2  
333 Market Street  
Harrisburg, PA 17126

**The Honorable Timothy Reese**

State Treasurer  
Room 129 - Finance Building  
Harrisburg, PA 17120

**Mrs. Danielle Mariano**

Director  
Bureau of Budget and Fiscal Management  
Pennsylvania Department of Education  
4th Floor, 333 Market Street  
Harrisburg, PA 17126

**Dr. David Wazeter**

Research Manager  
Pennsylvania State Education Association  
400 North Third Street - Box 1724  
Harrisburg, PA 17105

**Mr. Lin Carpenter**

Assistant Executive Director for Member Services  
School Board and Management Services  
Pennsylvania School Boards Association  
P.O. Box 2042  
Mechanicsburg, PA 17055

This report is a matter of public record and is available online at [www.PaAuditor.gov](http://www.PaAuditor.gov). Media questions about the report can be directed to the Pennsylvania Department of the Auditor General, Office of Communications, 229 Finance Building, Harrisburg, PA 17120; via email to: [news@PaAuditor.gov](mailto:news@PaAuditor.gov).

---

<sup>i</sup> Source: School district, PDE, and U.S. Census data.

<sup>ii</sup> Source: Information provided by the District administration.

<sup>iii</sup> Source: United States Census <http://www.census.gov/2010census>

<sup>iv</sup> PSSA stands for the Pennsylvania System of School Assessment (PSSA), which is composed of statewide, standardized tests administered by PDE to all public schools and the reporting associated with the results of those assessments. PSSA scores in the tables in this report reflect Reading and Math results for the “All Students” group for the 2011-12 and 2012-13 school years.

<sup>v</sup> PSSA scores, which are Pennsylvania’s mandatory, statewide academic test scores, are issued by PDE. However, the PSSA scores issued by PDE are collected by an outside vendor, Data Recognition Corporation (DRC). The Pennsylvania Department of the Auditor General and KPMG issued a significant weakness in internal controls over PDE’s compilation of this academic data in the Single Audit of the Commonwealth of Pennsylvania for the fiscal year ended June 30, 2014, citing insufficient review procedures at PDE to ensure the accuracy of test score data received from DRC.

<sup>vi</sup> In the 2011-12 school year, the state benchmarks reflect the Adequate Yearly Progress targets established under No Child Left Behind. In the 2012-13 school year, the state benchmarks reflect the statewide goals based on annual measurable objectives established by PDE.

<sup>vii</sup> SPP stands for School Performance Profile, which is Pennsylvania’s new method for reporting academic performance scores for all public schools based on a scale from 0% to 100% implemented in the 2012-13 school year by PDE.

<sup>viii</sup> *Ibid.* Additionally, federal Title I designations of Priority, Focus, Reward, and No Designation are new federal accountability designations issued by PDE to Title I schools only beginning in the 2012-13 school year. Priority schools are the lowest 5%, focus schools are the lowest 10%, and reward schools are the highest 5% of Title I schools. All Title I schools not falling into one of the aforementioned percentage groups are considered “No Designation” schools. The criteria used to calculate the percentage rates is determined on an annual basis by PDE.

<sup>ix</sup> Title I Federal accountability designations for Title I schools originate from PDE and are determined based on the number of students at the school who receive free and/or reduced price lunches. School lunch data is accumulated in PDE’s CN-PEARS system, which is customized software developed jointly with an outside vendor, Colyar, Inc. The Pennsylvania Department of the Auditor General and KPMG issued a significant deficiency in internal controls over the CN-PEARS system in the Single Audit of the Commonwealth of Pennsylvania for the fiscal year ended June 30, 2014.