

# PERFORMANCE AUDIT

---

## Allegheny Valley School District Allegheny County, Pennsylvania

---

May 2016



Commonwealth of Pennsylvania  
Department of the Auditor General  
Eugene A. DePasquale • Auditor General



Commonwealth of Pennsylvania  
Department of the Auditor General  
Harrisburg, PA 17120-0018  
Facebook: Pennsylvania Auditor General  
Twitter: @PAAuditorGen

**EUGENE A. DePASQUALE**  
**AUDITOR GENERAL**

Mr. Patrick M. Graczyk, Superintendent  
Allegheny Valley School District  
300 Pearl Avenue  
Cheswick, Pennsylvania 15024

Mr. Larry Pollick, Board President  
Allegheny Valley School District  
300 Pearl Avenue  
Cheswick, Pennsylvania 15024

Dear Mr. Graczyk and Mr. Pollick:

We have conducted a performance audit of the Allegheny Valley School District (District) for the period July 1, 2012 through June 30, 2015, except as otherwise stated. We evaluated the District's performance in the following areas:

- Governance
- School Safety
- Bus Driver Requirements

The audit was conducted pursuant to Section 403 of The Fiscal Code, 72 P.S. § 403, and in accordance with the Government Auditing Standards issued by the Comptroller General of the United States. Those standards require that we plan and perform the audit to obtain sufficient, appropriate evidence to provide a reasonable basis for our findings and conclusions based on our audit objectives. We believe that the evidence obtained provides a reasonable basis for our findings and conclusions based on our audit objectives.

Our audit found that the District performed adequately in the areas listed above.

We appreciate the District's cooperation during the course of the audit.

Sincerely,

A handwritten signature in black ink, appearing to read "Eugene A. DePasquale".

Eugene A. DePasquale  
Auditor General

May 12, 2016

cc: **ALLEGHENY VALLEY SCHOOL DISTRICT** Board of School Directors

## **Table of Contents**

---

---

	Page
Background Information .....	1
Findings and Observations .....	4
Status of Prior Audit Findings and Observations .....	5
Appendix: Audit Scope, Objectives, and Methodology .....	6
Distribution List .....	9

## Background Information<sup>i</sup>

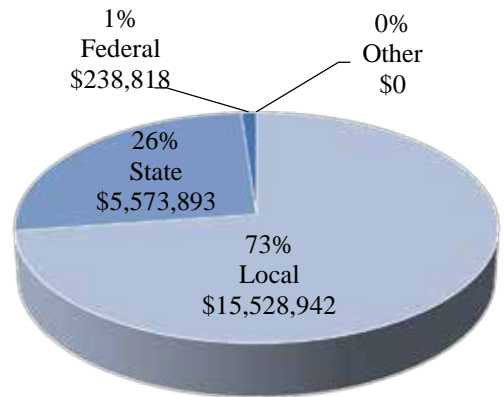
School Characteristics 2014-15 School Year <sup>ii</sup>	
County	Allegheny
Total Square Miles	10
Resident Population <sup>iii</sup>	9,708
Number of School Buildings	3
Total Teachers	87
Total Full or Part-Time Support Staff	15
Total Administrators	13
Total Enrollment for Most Recent School Year	963
Intermediate Unit Number	Allegheny Intermediate Unit 3
District Vo-Tech School	Forbes Road East

### Mission Statement

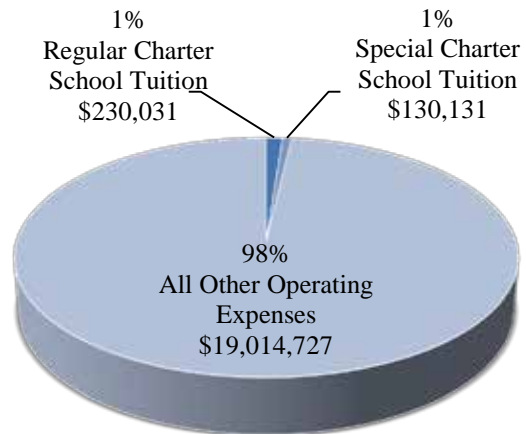
“The mission of the Allegheny Valley School District, a group of small traditional communities, is to educate all students to achieve their maximum potential. A dedicated staff, in partnership with school, home, and community will empower students to become responsible and contributing citizens able to meet challenges in an international society.”

## Financial Information

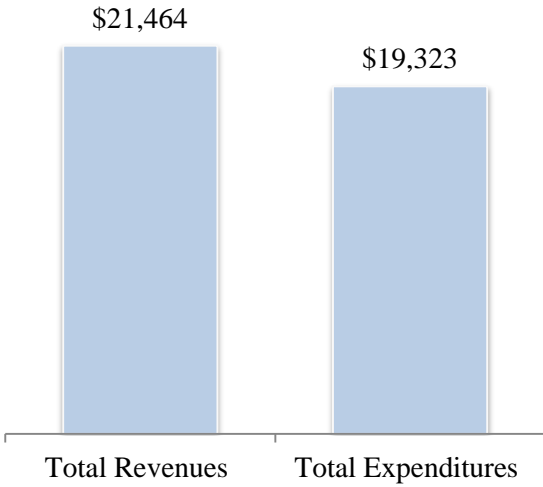
### Revenue by Source for 2014-15 School Year



### Select Expenditures for 2014-15 School Year

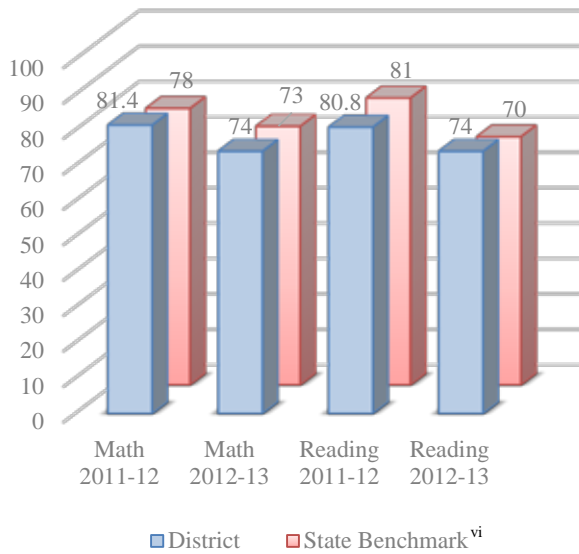


**Dollars Per Student  
2014-15 School Year**



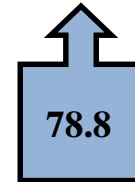
**Academic Information**

**Percentage of District Students Who Scored "Proficient" or "Advanced" on 2011-12 and 2012-13 PSSA<sup>iv v</sup>**



**District's 2012-13 SPP Score<sup>vii</sup>**

A	B	C	D	F
90-100	80-89.9	70-79.9	60-69.9	<60
▲	▲	■	▼	▼



**Individual Building SPP and PSSA Scores<sup>viii</sup>  
2012-13 School Year**

<b>School Building</b>	<b>SPP Score</b>	<b>PSSA % School Proficient and Advanced in Math</b>	<b>PSSA % Statewide Benchmark of 73% Above or Below</b>	<b>PSSA % School Proficient and Advanced in Reading</b>	<b>PSSA % Statewide Benchmark of 70% Above or Below</b>	<b>Federal Title I Designation (Reward, Priority, Focus, No Designation)<sup>ix</sup></b>
Acmetonia Primary	73.0	71	2	68	2	No Designation
Colfax Upper Elementary	81	81	8	71	1	No Designation
Springdale JSHS	79.8	72	1	79	9	Non-Title I

## **Findings and Observations**

---

**F**or the audited period, our audit of the District resulted in no findings or observations.

## **Status of Prior Audit Findings and Observations**

---

**O**ur prior audit of the District released on December 20, 2013, resulted in one observation. As part of our current audit, we determined the status of corrective action taken by the District to implement our prior audit recommendations. We reviewed the District's written response provided to the Pennsylvania Department of Education (PDE), interviewed District personnel, and performed audit procedures as detailed in each status section below.

### **Auditor General Performance Audit Report Released on December 20, 2013**

---

#### **Prior Observation: District's Transportation Costs Exceeded the State Formula**

##### Prior Observation

##### Summary:

Our prior audit of the District's transportation records and costs for the 2008-09 and 2009-10 school years found that the District paid two of its bus contractors significantly more than the state formula allowance calculated by PDE.

##### Prior

##### Recommendations:

Our prior audit observation recommended that the District should:

1. Consider bidding transportation contracts to determine if taxpayers would benefit from a more favorable contract for the District.
2. Be cognizant of the state's final formula allowance prior to negotiating transportation contracts.

##### Current Status:

During our current audit, we found that the District did implement our recommendations. We reviewed and calculated the District's contractor costs for their one bus contractor and compared it to the PDE determined state formula allowance for the 2011-12, 2012-13, and 2013-14 school years. We found that the District has reduced the percentage over formula from 140.4 percent for the 2010-11 school year to 83.1 percent over formula for the most current year of our audit, the 2013-14 school year. We also found that the District's new bus contract, in effect July 1, 2014 through June 30, 2017, uses the Consumer Price Index provided by the state to limit annual contracted transportation rate increases.



## **Appendix: Audit Scope, Objectives, and Methodology**

---

School performance audits allow the Pennsylvania Department of the Auditor General to determine whether state funds, including school subsidies, are being used according to the purposes and guidelines that govern the use of those funds. Additionally, our audits examine the appropriateness of certain administrative and operational practices at each local education agency (LEA). The results of these audits are shared with LEA management, the Governor, PDE, and other concerned entities.

Our audit, conducted under authority of Section 403 of The Fiscal Code,<sup>1</sup> is not a substitute for the local annual financial audit required by the Public School Code of 1949, as amended. We conducted our audit in accordance with *Government Auditing Standards* issued by the Comptroller General of the United States. Those standards require that we plan and perform the audit to obtain sufficient, appropriate evidence to provide a reasonable basis for our findings and conclusions based on our audit objectives. We believe that the evidence obtained provides a reasonable basis for our findings and conclusions based on our audit.

### **Scope**

Overall, our audit covered the period July 1, 2012 through June 30, 2015. In addition, the scope of each individual audit objective is detailed on the next page.

The District's management is responsible for establishing and maintaining effective internal controls<sup>2</sup> to provide reasonable assurance that the District is in compliance with certain relevant state laws, regulations, contracts, grant requirements, and administrative procedures (relevant requirements). In conducting our audit, we obtained an understanding of the District's internal controls, including any information technology controls, that we consider to be significant within the context of our audit objectives. We assessed whether those controls were properly designed and implemented. Any deficiencies in internal controls that were identified during the conduct of our audit and determined to be significant within the context of our audit objectives are included in this report.

---

<sup>1</sup> 72 P.S. § 403.

<sup>2</sup> Internal controls are processes designed by management to provide reasonable assurance of achieving objectives in areas such as: effectiveness and efficiency of operations; relevance and reliability of operational and financial information; and compliance with certain relevant state laws, regulations, contracts, grant requirements, and administrative procedures.

## Objectives/Methodology

In order to properly plan our audit and to guide us in selecting objectives, we reviewed pertinent laws and regulations, board meeting minutes, academic performance data, financial reports, annual budgets, and new or amended policies and procedures. We also determined if the District had key personnel or software vendor changes since the prior audit.

Performance audits draw conclusions based on an evaluation of sufficient, appropriate evidence. Evidence is measured against criteria, such as laws, regulations, third-party studies, and best business practices. Our audit focused on the District's efficiency and effectiveness in the following areas:

- Governance
- School Safety
- Bus Driver Requirements

As we conducted our audit procedures, we sought to determine answers to the following questions, which served as our audit objectives:

- ü Did the LEA's Board of School Directors (Board) and administration maintain best practices in overall organizational governance?
  - o To address this objective, we conducted in-depth interviews with the current Superintendent and his or her staff, reviewed board meeting books, policies and procedures, and reports used to inform the Board about student performance, progress in meeting student achievement goals, budgeting and financial position, and school violence data to determine if the Board was provided sufficient information for making informed decisions.
- ü Did the District take appropriate actions to ensure it provided a safe school environment?
  - o To address this objective, we reviewed a variety of documentation including, safety plans, training schedules, anti-bullying policies, and after action reports. In addition, we conducted on-site reviews at all three of the District's school buildings (one from each education level) to assess whether the District had implemented basic safety practices.
- ü Did the District ensure that bus drivers transporting District students had the required driver's license, physical exam, training, background checks, and clearances as outline in applicable laws?<sup>3</sup> Also, did the District have adequate written policies and procedures governing the hiring of new bus drivers?

---

<sup>3</sup> 24 P.S. § 1-111, 23 Pa.C.S. § 6344(a.1), 24 P.S. § 2070.1a *et seq.*, 75 Pa.C.S. §§ 1508.1 and 1509, and 22 *Pa. Code Chapter 8.*

- To address this objective, we selected 5 of the 33 bus drivers hired by the District bus contractor, during the school year July 1, 2015 through June 30, 2016, and reviewed documentation to ensure the District complied with bus driver's requirements. We also determined if the District had written policies and procedures governing the hiring of bus drivers and if those procedures were sufficient to ensure compliance with bus driver hiring requirements.

## **Distribution List**

---

This report was initially distributed to the Superintendent of the District, the Board of School Directors, and the following stakeholders:

**The Honorable Tom W. Wolf**

Governor  
Commonwealth of Pennsylvania  
Harrisburg, PA 17120

**The Honorable Pedro A. Rivera**

Secretary of Education  
1010 Harristown Building #2  
333 Market Street  
Harrisburg, PA 17126

**The Honorable Timothy Reese**

State Treasurer  
Room 129 - Finance Building  
Harrisburg, PA 17120

**Mrs. Danielle Mariano**

Director  
Bureau of Budget and Fiscal Management  
Pennsylvania Department of Education  
4th Floor, 333 Market Street  
Harrisburg, PA 17126

**Dr. David Wazeter**

Research Manager  
Pennsylvania State Education Association  
400 North Third Street - Box 1724  
Harrisburg, PA 17105

**Mr. Lin Carpenter**

Assistant Executive Director for Member Services  
School Board and Management Services  
Pennsylvania School Boards Association  
P.O. Box 2042  
Mechanicsburg, PA 17055

This report is a matter of public record and is available online at [www.PaAuditor.gov](http://www.PaAuditor.gov). Media questions about the report can be directed to the Pennsylvania Department of the Auditor General, Office of Communications, 229 Finance Building, Harrisburg, PA 17120; via email to: [news@PaAuditor.gov](mailto:news@PaAuditor.gov).

---

<sup>i</sup> Source: School district, PDE, and U.S. Census data.

<sup>ii</sup> Source: Information provided by the District administration.

<sup>iii</sup> Source: United States Census <http://www.census.gov/2010census>

<sup>iv</sup> PSSA stands for the Pennsylvania System of School Assessment (PSSA), which is composed of statewide, standardized tests administered by PDE to all public schools and the reporting associated with the results of those assessments. PSSA scores in the tables in this report reflect Reading and Math results for the “All Students” group for the 2011-12 and 2012-13 school years.

<sup>v</sup> PSSA scores, which are Pennsylvania’s mandatory, statewide academic test scores, are issued by PDE. However, the PSSA scores issued by PDE are collected by an outside vendor, Data Recognition Corporation (DRC). The Pennsylvania Department of the Auditor General and KPMG issued a significant weakness in internal controls over PDE’s compilation of this academic data in the Single Audit of the Commonwealth of Pennsylvania for the fiscal year ended June 30, 2014, citing insufficient review procedures at PDE to ensure the accuracy of test score data received from DRC.

<sup>vi</sup> In the 2011-12 school year, the state benchmarks reflect the Adequate Yearly Progress targets established under No Child Left Behind. In the 2012-13 school year, the state benchmarks reflect the statewide goals based on annual measurable objectives established by PDE.

<sup>vii</sup> SPP stands for School Performance Profile, which is Pennsylvania’s new method for reporting academic performance scores for all public schools based on a scale from 0% to 100% implemented in the 2012-13 school year by PDE.

<sup>viii</sup> *Id.* Additionally, federal Title I designations of Priority, Focus, Reward, and No Designation are new federal accountability designations issued by PDE to Title I schools only beginning in the 2012-13 school year. Priority schools are the lowest 5%, focus schools are the lowest 10%, and reward schools are the highest 5% of Title I schools. All Title I schools not falling into one of the aforementioned percentage groups are considered “No Designation” schools. The criteria used to calculate the percentage rates is determined on an annual basis by PDE.

<sup>ix</sup> Title I Federal accountability designations for Title I schools originate from PDE and are determined based on the number of students at the school who receive free and/or reduced price lunches. School lunch data is accumulated in PDE’s CN-PEARS system, which is customized software developed jointly with an outside vendor, Colyar, Inc. The Pennsylvania Department of the Auditor General and KPMG issued a significant deficiency in internal controls over the CN-PEARS system in the Single Audit of the Commonwealth of Pennsylvania for the fiscal year ended June 30, 2014.