

# PERFORMANCE AUDIT

---

## Laurel School District Lawrence County, Pennsylvania

---

August 2016



Commonwealth of Pennsylvania  
Department of the Auditor General

Eugene A. DePasquale • Auditor General



Commonwealth of Pennsylvania  
Department of the Auditor General  
Harrisburg, PA 17120-0018  
Facebook: Pennsylvania Auditor General  
Twitter: @PAAuditorGen  
www.PaAuditor.gov

EUGENE A. DePASQUALE  
AUDITOR GENERAL

Mr. Leonard Rich, Superintendent  
Laurel School District  
2497 Harlansburg Road  
New Castle, Pennsylvania 16101

Mr. Justin Kirkwood, Board President  
Laurel School District  
2497 Harlansburg Road  
New Castle, Pennsylvania 16101

Dear Mr. Rich and Mr. Kirkwood:

We have conducted a performance audit of the Laurel School District (District) for the period July 1, 2012 through June 30, 2015, except as otherwise indicated in the audit scope, objective, and methodology section of the report. We evaluated the District's performance in the following areas as further described in the appendix of this report:

- Financial Stability
- Hiring Practices
- Bus Driver Requirements
- School Safety

The audit was conducted pursuant to Section 403 of The Fiscal Code (72 P.S. § 403), and in accordance with the Government Auditing Standards issued by the Comptroller General of the United States. Those standards require that we plan and perform the audit to obtain sufficient, appropriate evidence to provide a reasonable basis for our findings and conclusions based on our audit objectives. We believe that the evidence obtained provides a reasonable basis for our findings and conclusions based on our audit objectives.

Our audit found that the District performed adequately in the areas listed above.

We appreciate the District's cooperation during the course of the audit.

Sincerely,

A handwritten signature in black ink, appearing to read "Eugene A. DePasquale".

Eugene A. DePasquale  
Auditor General

August 25, 2016

cc: **LAUREL SCHOOL DISTRICT** Board of School Directors

## Table of Contents

---

	Page
Background Information .....	1
Finding .....	5
Status of Prior Audit Findings and Observations .....	6
Appendix: Audit Scope, Objectives, and Methodology .....	7
Distribution List .....	10

## Background Information

School Characteristics 2015-16 School Year <sup>A</sup>	
County	Lawrence
Total Square Miles	66
Resident Population <sup>B</sup>	8,100
Number of School Buildings	2
Total Teachers	89
Total Full or Part-Time Support Staff	90
Total Administrators	8
Total Enrollment for Most Recent School Year	1,195
Intermediate Unit Number	Midwestern Intermediate Unit 4
District Vo-Tech School	Lawrence County Career & Technical

A - Source: Information provided by the District administration and is unaudited.

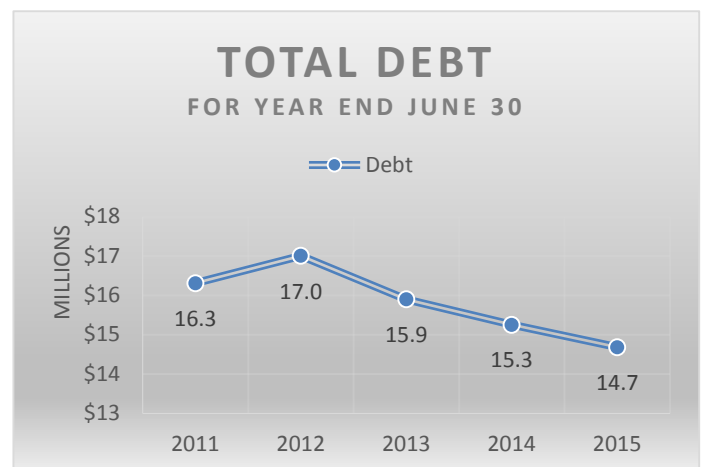
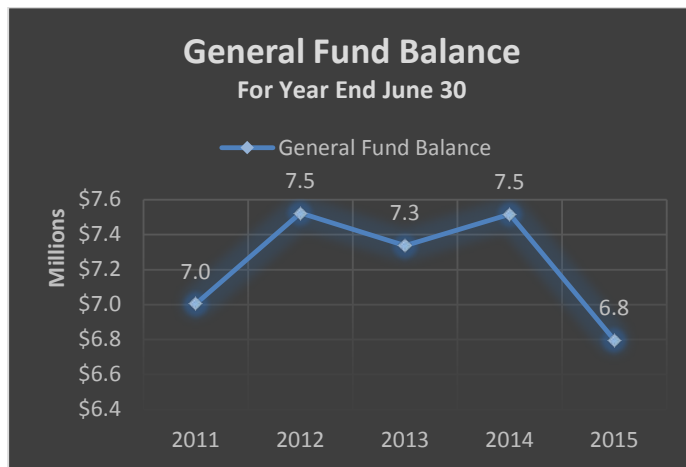
B - Source: United States Census  
<http://www.census.gov/2010census>

## Mission Statement<sup>A</sup>

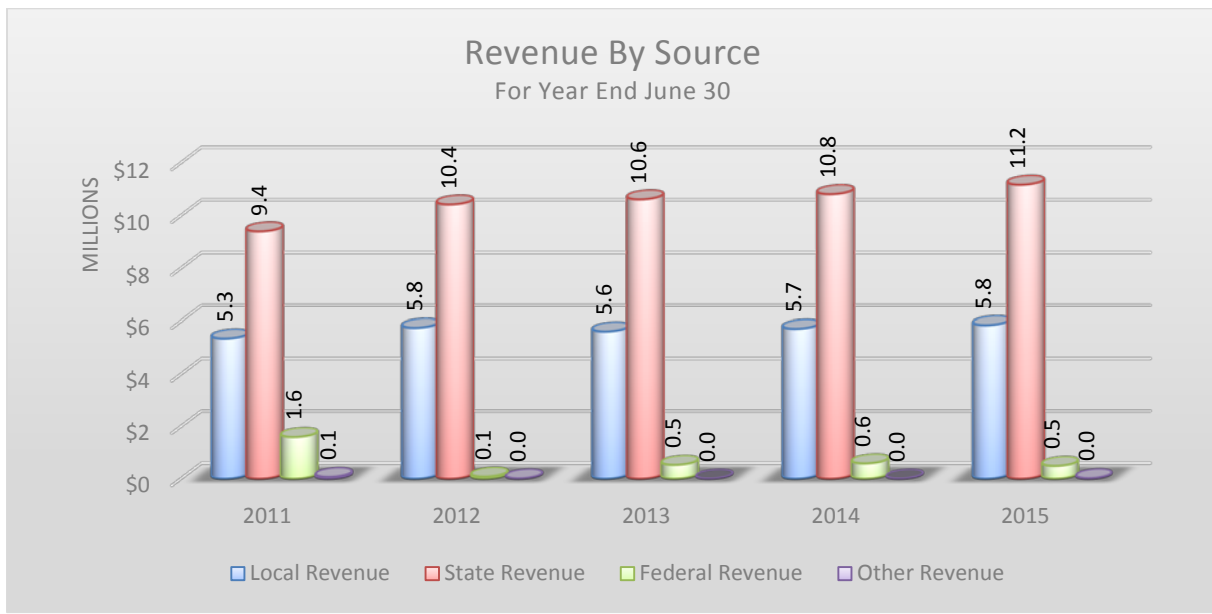
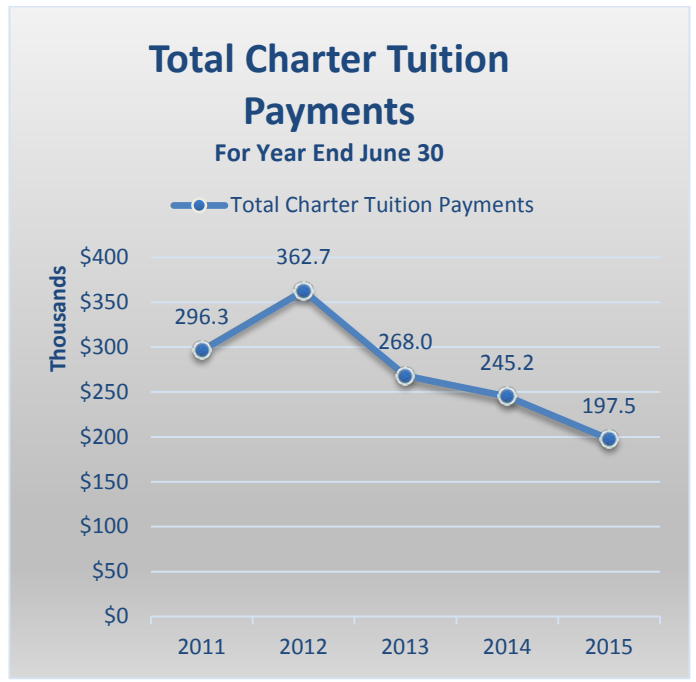
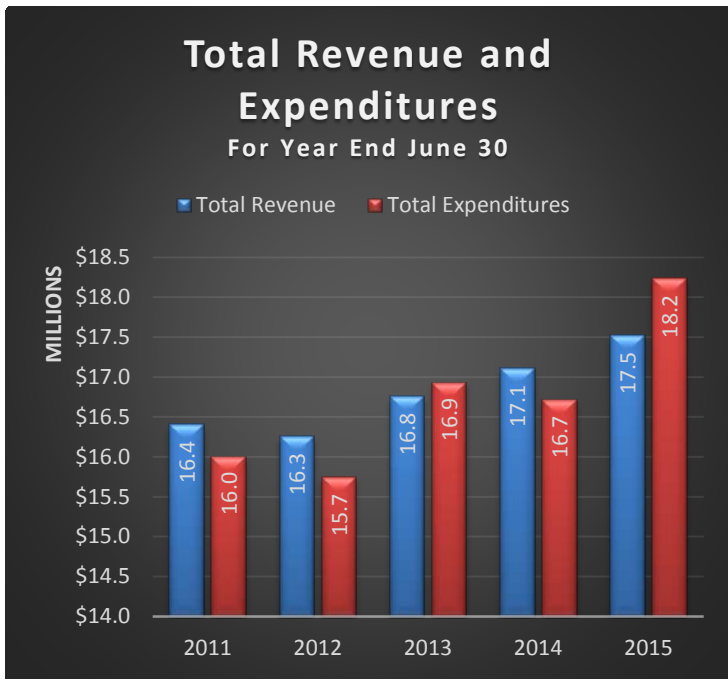
“Laurel, a community dedicated to excellence, is committed to challenging and equipping students to become knowledgeable, responsible, and engaged contributors to an ever-changing global society.”

## Financial Information

The following pages contain financial information about the District obtained from annual financial data reported to the Pennsylvania Department of Education (PDE) and available on PDE’s public website. This information was not audited and is presented for **informational purposes only**.



## Financial Information Continued



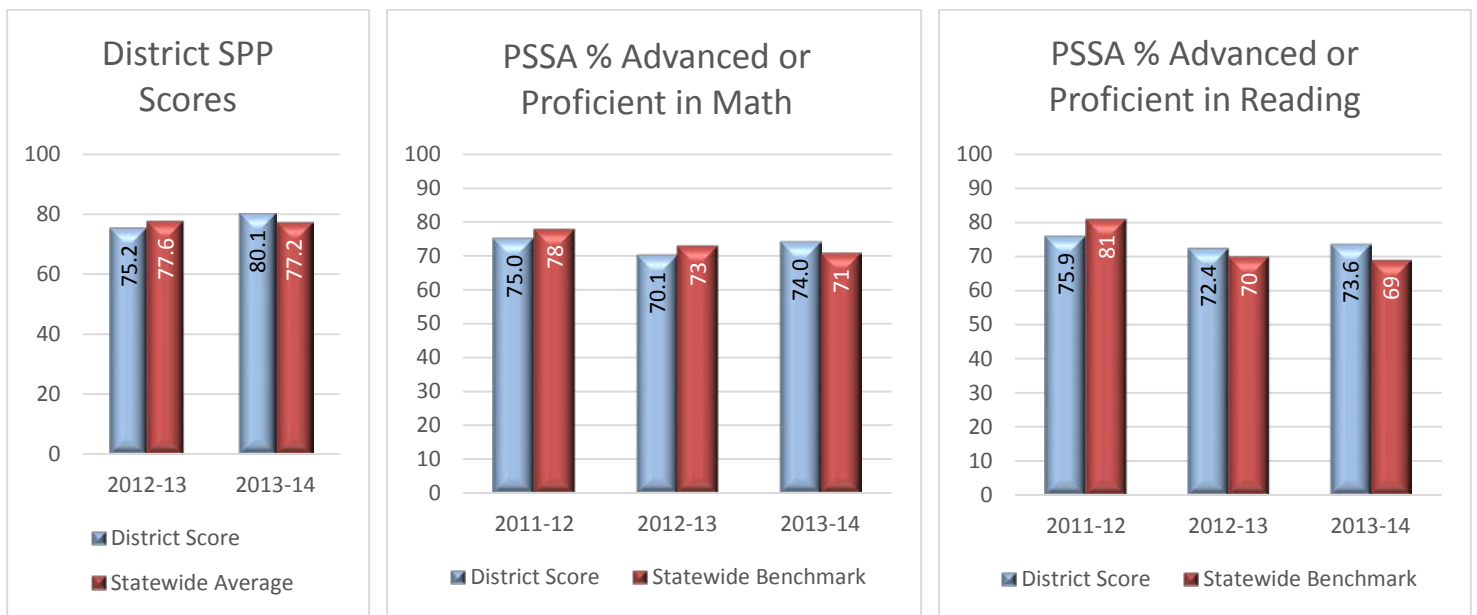
## Academic Information

The following table and charts consist of School Performance Profile (SPP) scores and Pennsylvania System of School Assessment (PSSA) results for the entire District obtained from PDE’s data files.<sup>1</sup> These scores are presented in the District’s audit report for **informational purposes only**, and they were not audited by our Department.

SPP benchmarks represent the statewide average of all district school buildings in the Commonwealth.<sup>2</sup> PSSA benchmarks and goals are determined by PDE each school year and apply to all public school entities.<sup>3</sup> District SPP and PSSA scores were calculated using an average of all of the individual school buildings within the District. Scores below SPP statewide averages and PSSA benchmarks/goals are presented in red.

### Districtwide SPP and PSSA Scores

District	SPP Scores		PSSA % Advanced or Proficient in Math			PSSA % Advanced or Proficient in Reading		
	2012-13	2013-14	2011-12	2012-13	2013-14	2011-12	2012-13	2013-14
<i>Statewide Benchmark</i>	77.6	77.2	78	73	71	81	70	69
<i>Laurel SD</i>	75.2	80.1	75.0	70.1	74.0	75.9	72.4	73.6
<i>SPP Grade<sup>4</sup></i>	C	B						



<sup>1</sup> PDE is the sole source of academic data presented in this report. All academic data was obtained from PDE’s publically available website.

<sup>2</sup> Statewide averages for SPP scores were calculated based on all district school buildings throughout the Commonwealth, excluding charter and cyber charter schools.

<sup>3</sup> PSSA benchmarks apply to all district school buildings, charters, and cyber charters. In the 2011-12 school year, the state benchmarks reflect the Adequate Yearly Progress targets established under No Child Left Behind. In the 2012-13 and 2013-14 school years, the state benchmarks reflect the statewide goals based on annual measurable objectives established by PDE.

<sup>4</sup> The following letter grades are based on a 0-100 point system: A (90-100), B (80-89), C (70-79), D (60-69), F (59 or below).

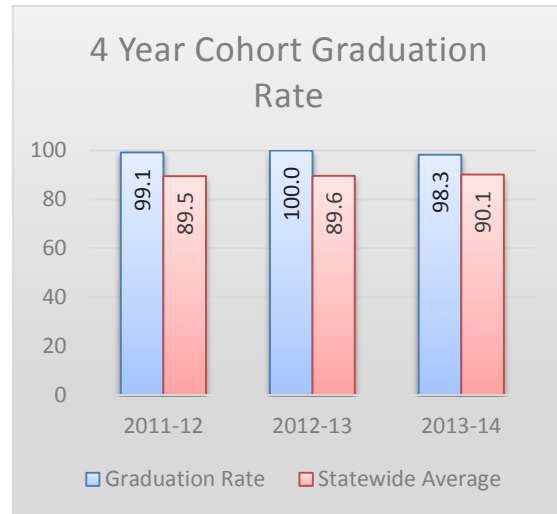
**Individual School Building SPP and PSSA Scores**

The following table consists of SPP scores and PSSA results for each of the District’s school buildings. Any blanks in PSSA data means that PDE did not publish a score for that school for that particular year.<sup>5</sup>

School Name	SPP Scores		PSSA % Advanced or Proficient in Math			PSSA % Advanced or Proficient in Reading		
	2012-13	2013-14	2011-12	2012-13	2013-14	2011-12	2012-13	2013-14
<i>Statewide Benchmark</i>	77.6	77.2	78	73	71	81	70	69
<i>Laurel Elementary School</i>	85.3	83.3	84.1	80.2	80.8	81.4	73.0	72.5
<i>Laurel Junior Senior High School</i>	65.0	76.8	65.9	60.0	67.2	70.4	71.9	74.8

**4 Year Cohort Graduation Rates**

The cohort graduation rates are a calculation of the percentage of students who have graduated with a regular high school diploma within a designated number of years since the student first entered high school. The rate is determined for a cohort of students who have all entered high school for the first time during the same school year.<sup>6</sup>



<sup>5</sup> PDE’s data does not provide any further information regarding the reason a score was not published.

<sup>6</sup> <http://www.education.pa.gov/Data-and-Statistics/Pages/Cohort-Graduation-Rate-.aspx#.V1BFCdTD-JA>

## **Finding**

---

**F**or the audited period, our audit of the District resulted in no findings.



## **Status of Prior Audit Findings and Observations**

---

**O**ur prior audit of the District resulted in no findings or observations.

## **Appendix: Audit Scope, Objectives, and Methodology**

---

School performance audits allow the Pennsylvania Department of the Auditor General to determine whether state funds, including school subsidies, are being used according to the purposes and guidelines that govern the use of those funds. Additionally, our audits examine the appropriateness of certain administrative and operational practices at each local education agency (LEA). The results of these audits are shared with LEA management, the Governor, PDE, and other concerned entities.

Our audit, conducted under authority of Section 403 of The Fiscal Code,<sup>7</sup> is not a substitute for the local annual financial audit required by the Public School Code of 1949, as amended. We conducted our audit in accordance with *Government Auditing Standards* issued by the Comptroller General of the United States. Those standards require that we plan and perform the audit to obtain sufficient, appropriate evidence to provide a reasonable basis for our findings and conclusions based on our audit objectives. We believe that the evidence obtained provides a reasonable basis for our findings and conclusions based on our audit.

### **Scope**

Overall, our audit covered the period July 1, 2012 through June 30, 2015. In addition, the scope of each individual audit objective is detailed on the next page.

The District's management is responsible for establishing and maintaining effective internal controls<sup>8</sup> to provide reasonable assurance that the District is in compliance with certain relevant state laws, regulations, contracts, grant requirements, and administrative procedures (relevant requirements). In conducting our audit, we obtained an understanding of the District's internal controls, including any information technology controls that we consider to be significant within the context of our audit objectives. We assessed whether those controls were properly designed and implemented. Any deficiencies in internal controls that were identified during the conduct of our audit and determined to be significant within the context of our audit objectives are included in this report.

---

<sup>7</sup> 72 P.S. § 403.

<sup>8</sup> Internal controls are processes designed by management to provide reasonable assurance of achieving objectives in areas such as: effectiveness and efficiency of operations; relevance and reliability of operational and financial information; and compliance with certain relevant state laws, regulations, contracts, grant requirements, and administrative procedures.

## Objectives/Methodology

In order to properly plan our audit and to guide us in selecting objectives, we reviewed pertinent laws and regulations, board meeting minutes, academic performance data, financial reports, annual budgets, and new or amended policies and procedures. We also determined if the District had key personnel or software vendor changes since the prior audit.

Performance audits draw conclusions based on an evaluation of sufficient, appropriate evidence. Evidence is measured against criteria, such as laws, regulations, third-party studies, and best business practices. Our audit focused on the District's efficiency and effectiveness in the following areas:

- ✓ Financial Stability
- ✓ Hiring Practices
- ✓ Bus Driver Requirements
- ✓ School Safety

As we conducted our audit procedures, we sought to determine answers to the following questions, which served as our audit objectives:

- ✓ Based on an assessment of fiscal benchmarks, was the District in a declining financial position, and did it comply with all statutes prohibiting deficit fund balances and the over expending of the District's budget?
  - To address this objective, we reviewed the District's annual financial reports, budget, independent auditor's reports, summary of child accounting, and general ledger for the fiscal years 2013-14 through 2014-15. The financial and statistical data was used to calculate ratios and trends for 22 benchmarks, which were deemed appropriate for assessing the District's financial stability. The benchmarks are based on best business practices established by several agencies, including the Pennsylvania Association of School Business Officials, the Colorado Office of the State Auditor, and the National Forum on Education Statistics. Our review of this objective disclosed no reportable issues.
- ✓ Did the LEA follow the Public School Code and best practices when hiring new staff?
  - To address this objective, we obtained and reviewed the District's hiring policies and procedures. We selected the three employees hired by the District during the 2013-14 and 2014-15 school years. We reviewed documentation to determine if the District complied with the Public School Code, District policies and procedures, and best practices in hiring new employees. Our review of this objective disclosed no reportable issues.

- ✓ Did the District ensure that bus drivers transporting District students had the required driver's license, physical exam, training, background checks, and clearances as outlined in applicable laws?<sup>9</sup> Also, did the District have adequate written policies and procedures governing the hiring of new bus drivers?
  - To address this objective, we selected the five most recently hired of the six total bus drivers hired by the District during the period July 1, 2012 through June 30, 2015, and reviewed documentation to ensure the District complied with bus drivers' requirements. We also determined if the District had written policies and procedures governing the hiring of bus drivers and if those procedures were sufficient to ensure compliance with bus driver hiring requirements. Our review of this objective disclosed no reportable issues.
  
- ✓ Did the District take appropriate actions to ensure it provided a safe school environment?
  - To address this objective, we reviewed a variety of documentation including, safety plans, training schedules, anti-bullying policies, and after action reports. In addition, we conducted on-site reviews at the District's two school buildings (one from each education level) to assess whether the District had implemented basic safety practices. Due to the sensitive nature of school safety, the results of our review of this objective area are not described in our audit report. The results of our review of school safety are shared with District officials and, if deemed necessary, PDE.

---

<sup>9</sup> 24 P.S. § 1-111, 23 Pa.C.S. § 6344(a.1), 24 P.S. § 2070.1a *et seq.*, 75 Pa.C.S. §§ 1508.1 and 1509, and 22 *Pa. Code Chapter 8.*

## **Distribution List**

---

This report was initially distributed to the Superintendent of the District, the Board of School Directors, and the following stakeholders:

**The Honorable Tom W. Wolf**

Governor  
Commonwealth of Pennsylvania  
Harrisburg, PA 17120

**The Honorable Pedro A. Rivera**

Secretary of Education  
1010 Harristown Building #2  
333 Market Street  
Harrisburg, PA 17126

**The Honorable Timothy Reese**

State Treasurer  
Room 129 - Finance Building  
Harrisburg, PA 17120

**Mrs. Danielle Mariano**

Director  
Bureau of Budget and Fiscal Management  
Pennsylvania Department of Education  
4th Floor, 333 Market Street  
Harrisburg, PA 17126

**Dr. David Wazeter**

Research Manager  
Pennsylvania State Education Association  
400 North Third Street - Box 1724  
Harrisburg, PA 17105

**Mr. Nathan Mains**

Executive Director  
Pennsylvania School Boards Association  
400 Bent Creek Boulevard  
Mechanicsburg, PA 17050

This report is a matter of public record and is available online at [www.PaAuditor.gov](http://www.PaAuditor.gov). Media questions about the report can be directed to the Pennsylvania Department of the Auditor General, Office of Communications, 229 Finance Building, Harrisburg, PA 17120; via email to: [news@PaAuditor.gov](mailto:news@PaAuditor.gov).