

PERFORMANCE AUDIT

Troy Area School District Bradford County, Pennsylvania

October 2016



Commonwealth of Pennsylvania
Department of the Auditor General

Eugene A. DePasquale • Auditor General



Commonwealth of Pennsylvania
Department of the Auditor General
Harrisburg, PA 17120-0018
Facebook: Pennsylvania Auditor General
Twitter: @PAAuditorGen
www.PaAuditor.gov

EUGENE A. DePASQUALE
AUDITOR GENERAL

Mr. W. Charles Young, Superintendent
Troy Area School District
68 Fenner Avenue
Troy, Pennsylvania 16947

Mr. Todd Curren, Board President
Troy Area School District
68 Fenner Avenue
Troy, Pennsylvania 16947

Dear Mr. Young and Mr. Curren:

We have conducted a performance audit of the Troy Area School District (District) for the period July 1, 2012 through June 30, 2015, except as otherwise indicated in the audit scope, objective, and methodology section of the report. We evaluated the District's performance in the following areas as further described in the appendix of this report:

- Contracting
- Data Integrity
- Bus Driver Requirements
- School Safety

The audit was conducted pursuant to Section 402 and 403 of The Fiscal Code (72 P.S. §§ 402 and 403), and in accordance with the Government Auditing Standards issued by the Comptroller General of the United States. Those standards require that we plan and perform the audit to obtain sufficient, appropriate evidence to provide a reasonable basis for our findings and conclusions based on our audit objectives. We believe that the evidence obtained provides a reasonable basis for our findings and conclusions based on our audit objectives.

Our audit found that the District performed adequately in the areas listed above.

We appreciate the District's cooperation during the course of the audit.

Sincerely,

A handwritten signature in black ink, appearing to read "Eugene A. DePasquale".

Eugene A. DePasquale
Auditor General

October 27, 2016

cc: **TROY AREA SCHOOL DISTRICT** Board of School Directors

Table of Contents

	Page
Background Information	1
Finding(s)	5
Status of Prior Audit Findings and Observations	6
Appendix: Audit Scope, Objectives, and Methodology	7
Distribution List	10

Background Information

School Characteristics 2015-16 School Year ^A	
County	Bradford
Total Square Miles	275
Resident Population ^B	10,410
Number of School Buildings	3
Total Teachers	111
Total Full or Part-Time Support Staff	63
Total Administrators	9
Total Enrollment for Most Recent School Year	1,416
Intermediate Unit Number	17
District Vo-Tech School	Northern Tier Career Center

A - Source: Information provided by the District administration and is unaudited.

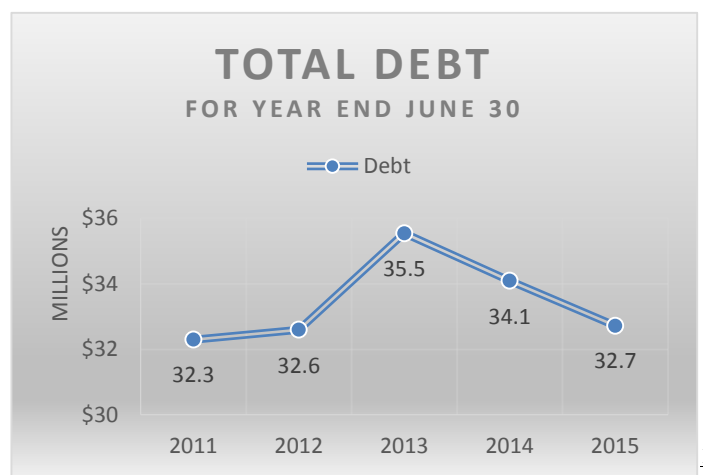
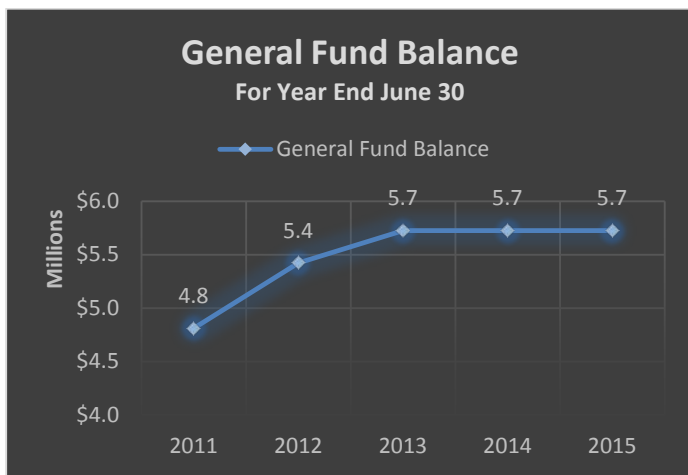
B - Source: United States Census
<http://www.census.gov/2010census>

Mission Statement^A

“Educational excellence is an investment in our future. As the leader of an educational partnership with the family and community, Troy Area School District will prepare all students with the skills essential to become responsible, productive citizens and lifelong learners in a rapidly changing global society.”

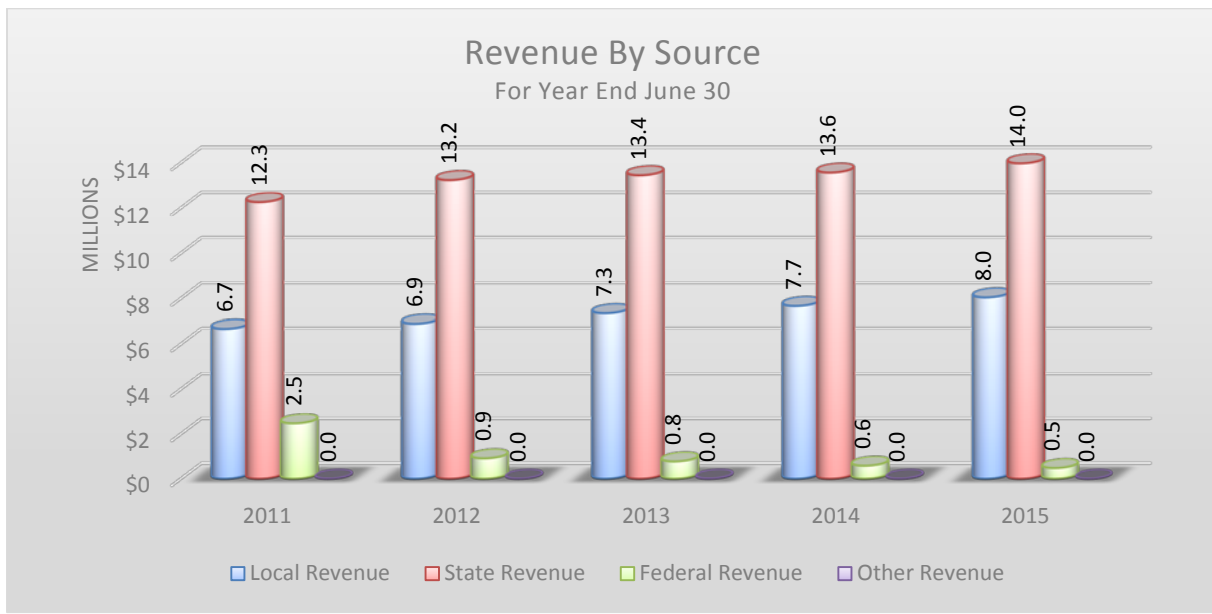
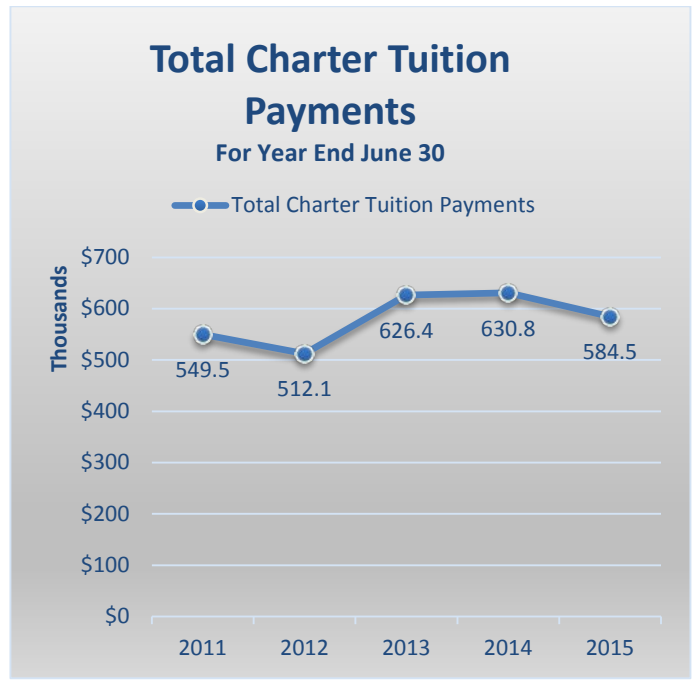
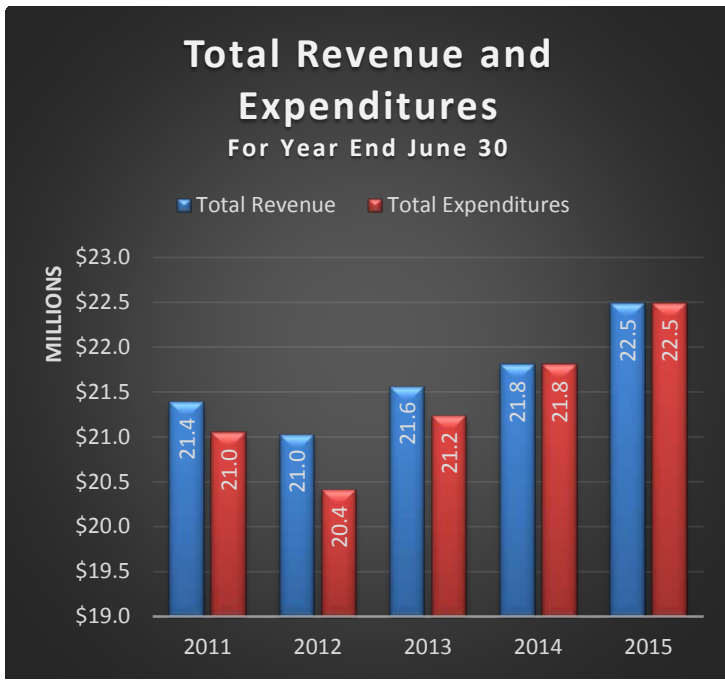
Financial Information

The following pages contain financial information about the District obtained from annual financial data reported to the Pennsylvania Department of Education (PDE) and available on PDE’s public website. This information was not audited and is presented for **informational purposes only**.



¹ Total Debt is comprised of Short-Term Borrowing, General Obligation Bonds, Authority Building Obligations, Other Long-Term Debt, Other Post-Employment Benefits and Compensated Absences.

Financial Information Continued



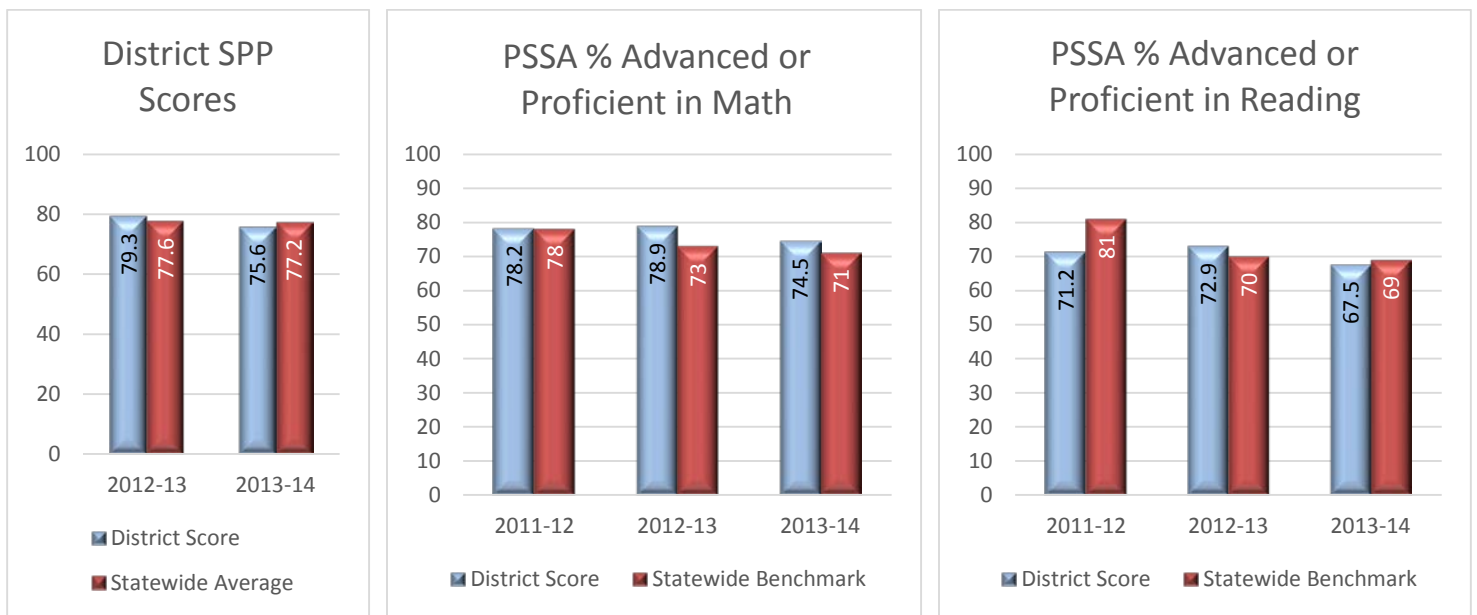
Academic Information

The following table and charts consist of School Performance Profile (SPP) scores and Pennsylvania System of School Assessment (PSSA) results for the entire District obtained from PDE's data files.² These scores are presented in the District's audit report for **informational purposes only**, and they were not audited by our Department.

SPP benchmarks represent the statewide average of all district school buildings in the Commonwealth.³ PSSA benchmarks and goals are determined by PDE each school year and apply to all public school entities.⁴ District SPP and PSSA scores were calculated using an average of all of the individual school buildings within the District. Scores below SPP statewide averages and PSSA benchmarks/goals are presented in red.

Districtwide SPP and PSSA Scores

District	SPP Scores		PSSA % Advanced or Proficient in Math			PSSA % Advanced or Proficient in Reading		
	2012-13	2013-14	2011-12	2012-13	2013-14	2011-12	2012-13	2013-14
<i>Statewide Benchmark</i>	77.6	77.2	78	73	71	81	70	69
<i>Troy Area SD</i>	79.3	75.6	78.2	78.9	74.5	71.2	72.9	67.5
<i>SPP Grade</i> ⁵	C	C						



² PDE is the sole source of academic data presented in this report. All academic data was obtained from PDE's publically available website.

³ Statewide averages for SPP scores were calculated based on all district school buildings throughout the Commonwealth, excluding charter and cyber charter schools.

⁴ PSSA benchmarks apply to all district school buildings, charters, and cyber charters. In the 2011-12 school year, the state benchmarks reflect the Adequate Yearly Progress targets established under No Child Left Behind. In the 2012-13 and 2013-14 school years, the state benchmarks reflect the statewide goals based on annual measurable objectives established by PDE.

⁵ The following letter grades are based on a 0-100 point system: A (90-100), B (80-89), C (70-79), D (60-69), F (59 or below).

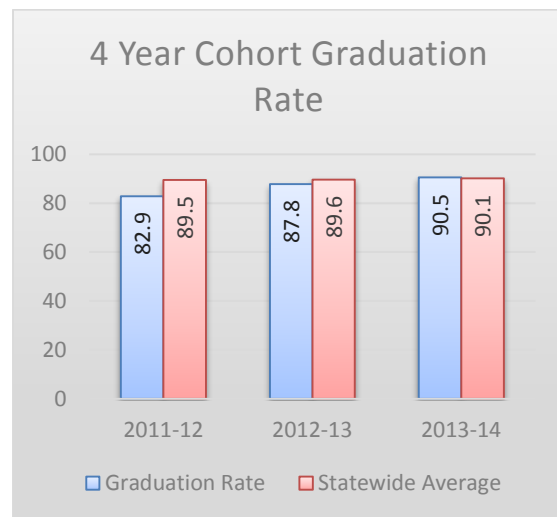
Individual School Building SPP and PSSA Scores

The following table consists of SPP scores and PSSA results for each of the District’s school buildings. Any blanks in PSSA data means that PDE did not publish a score for that school for that particular year.⁶

School Name	SPP Scores		PSSA % Advanced or Proficient in Math			PSSA % Advanced or Proficient in Reading		
	2012-13	2013-14	2011-12	2012-13	2013-14	2011-12	2012-13	2013-14
<i>Statewide Benchmark</i>	77.6	77.2	78	73	71	81	70	69
<i>Troy Area Junior Senior High School</i>	80.1	72.3	73.8	78.3	85.0	77.4	76.5	82.9
<i>Troy Intermediate School</i>	81.8	82.8	82.5	79.6	75.7	65.0	69.2	65.4
<i>W R Croman Primary School</i>	75.9	71.8			62.9			54.3

4 Year Cohort Graduation Rates

The cohort graduation rates are a calculation of the percentage of students who have graduated with a regular high school diploma within a designated number of years since the student first entered high school. The rate is determined for a cohort of students who have all entered high school for the first time during the same school year.⁷



⁶ PDE’s data does not provide any further information regarding the reason a score was not published.

⁷ <http://www.education.pa.gov/Data-and-Statistics/Pages/Cohort-Graduation-Rate-.aspx>.

Finding(s)

For the audited period, our audit of the District resulted in no findings.

Status of Prior Audit Findings and Observations

Our prior audit of the District resulted in no findings or observations.

Appendix: Audit Scope, Objectives, and Methodology

School performance audits allow the Pennsylvania Department of the Auditor General to determine whether state funds, including school subsidies, are being used according to the purposes and guidelines that govern the use of those funds. Additionally, our audits examine the appropriateness of certain administrative and operational practices at each local education agency (LEA). The results of these audits are shared with LEA management, the Governor, PDE, and other concerned entities.

Our audit, conducted under authority of Section 402 and 403 of The Fiscal Code,⁸ is not a substitute for the local annual financial audit required by the Public School Code of 1949, as amended. We conducted our audit in accordance with *Government Auditing Standards* issued by the Comptroller General of the United States. Those standards require that we plan and perform the audit to obtain sufficient, appropriate evidence to provide a reasonable basis for our findings and conclusions based on our audit objectives. We believe that the evidence obtained provides a reasonable basis for our findings and conclusions based on our audit.

Scope

Overall, our audit covered the period July 1, 2012 through June 30, 2015. In addition, the scope of each individual audit objective is detailed on the next page.

The District's management is responsible for establishing and maintaining effective internal controls⁹ to provide reasonable assurance that the District is in compliance with certain relevant state laws, regulations, contracts, and administrative procedures (relevant requirements). In conducting our audit, we obtained an understanding of the District's internal controls, including any information technology controls that we consider to be significant within the context of our audit objectives. We assessed whether those controls were properly designed and implemented. Any deficiencies in internal controls that were identified during the conduct of our audit and determined to be significant within the context of our audit objectives are included in this report.

⁸ 72 P.S. §§ 403 and 402.

⁹ Internal controls are processes designed by management to provide reasonable assurance of achieving objectives in areas such as: effectiveness and efficiency of operations; relevance and reliability of operational and financial information; and compliance with certain relevant state laws, regulations, contracts, and administrative procedures.

Objectives/Methodology

In order to properly plan our audit and to guide us in selecting objectives, we reviewed pertinent laws and regulations, board meeting minutes, academic performance data, financial reports, annual budgets, new or amended policies and procedures, and the independent audit report of the District's basic financial statements for the fiscal years ending June 30, 2012 through June 30, 2015. We also determined if the District had key personnel or software vendor changes since the prior audit.

Performance audits draw conclusions based on an evaluation of sufficient, appropriate evidence. Evidence is measured against criteria, such as laws, regulations, third-party studies, and best business practices. Our audit focused on the District's efficiency and effectiveness in the following areas:

- Contracting
- Data Integrity
- Bus Driver Requirements
- School Safety

As we conducted our audit procedures, we sought to determine answers to the following questions, which served as our audit objectives:

- ✓ Did the District ensure that its significant contracts were current and were properly obtained, approved, executed, and monitored?
 - To address this objective, we reviewed the District's procurement and contract monitoring policies and procedures. We obtained a list of contracts for goods and services that were in effect for the 2014-15 school year. We haphazardly selected 6 out of 60 significant contracts (contracts over \$20,000) for detailed testing. Testing included a review of the procurement documents to determine if the contract was procured in accordance with the Public School Code and District policies. We also reviewed documents to determine if the District properly monitored the selected contracts. Finally, we reviewed minutes of the Board of School Directors and the board members' Statements of Financial Interest to determine if any board member had a conflict of interest in approving the selected contracts. Our review of this objective disclosed no reportable issues.
- ✓ Did the District ensure that the membership data it reported in the Pennsylvania Information Management System (PIMS) was accurate, valid, and reliable?
 - To address this objective for the 2011-12 and 2014-15 school years, we selected both school terms reported on the Summary of Child Accounting and verified the school days reported on the Instructional Time Membership Report and matched them to the School Calendar Fact Template for all nonresident students. We also confirmed the reimbursement for nonresident students received by the District was correct, based on tuition rate calculations. Our review of this objective disclosed no reportable issues.

- ✓ Did the District ensure that bus drivers transporting District students had the required driver's license, physical exam, training, background checks, and clearances as outlined in applicable laws?¹⁰ Also, did the District have adequate written policies and procedures governing the hiring of new bus drivers?
 - To address this objective, we randomly selected 5 of the 20 bus drivers hired by District bus contractors during the period July 1, 2013 through August 22, 2016, and reviewed documentation to ensure the District complied with bus drivers' requirements. We also determined if the District had written policies and procedures governing the hiring of bus drivers and if those procedures were sufficient to ensure compliance with bus driver hiring requirements. Our review of this objective disclosed no reportable issues.

- ✓ Did the District take appropriate actions to ensure it provided a safe school environment?
 - To address this objective, we reviewed a variety of documentation including, policies, safety committee meeting minutes, training documentation, anti-bullying policies, faculty handbook, and risk and vulnerability assessment. Due to the sensitive nature of school safety, the results of this objective are not described in our report. The results of our review of school safety are shared with District officials and, if necessary, PDE.

¹⁰ 24 P.S. § 1-111, 23 Pa.C.S. § 6344(a.1), 24 P.S. § 2070.1a *et seq.*, 75 Pa.C.S. §§ 1508.1 and 1509, and 22 Pa. Code Chapter 8.

Distribution List

This report was initially distributed to the Superintendent of the District, the Board of School Directors, and the following stakeholders:

The Honorable Tom W. Wolf

Governor
Commonwealth of Pennsylvania
Harrisburg, PA 17120

The Honorable Pedro A. Rivera

Secretary of Education
1010 Harristown Building #2
333 Market Street
Harrisburg, PA 17126

The Honorable Timothy Reese

State Treasurer
Room 129 - Finance Building
Harrisburg, PA 17120

Mrs. Danielle Mariano

Director
Bureau of Budget and Fiscal Management
Pennsylvania Department of Education
4th Floor, 333 Market Street
Harrisburg, PA 17126

Dr. David Wazeter

Research Manager
Pennsylvania State Education Association
400 North Third Street - Box 1724
Harrisburg, PA 17105

Mr. Nathan Mains

Executive Director
Pennsylvania School Boards Association
400 Bent Creek Boulevard
Mechanicsburg, PA 17050

This report is a matter of public record and is available online at www.PaAuditor.gov. Media questions about the report can be directed to the Pennsylvania Department of the Auditor General, Office of Communications, 229 Finance Building, Harrisburg, PA 17120; via email to: news@PaAuditor.gov.